

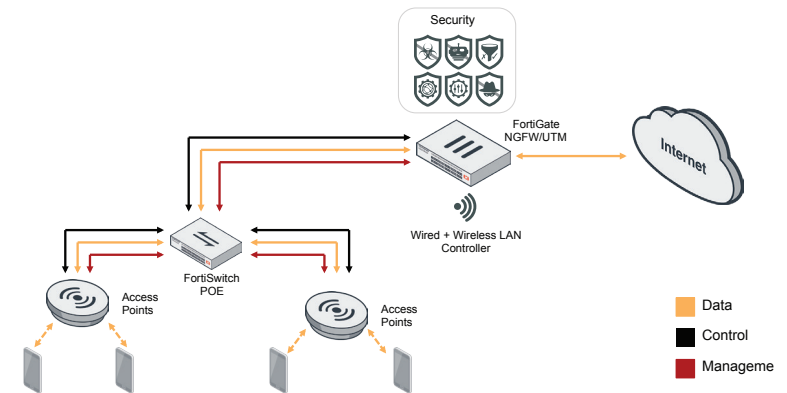
# Wireless Product Matrix

June 2025

Large campuses, distributed enterprises, and small businesses all have diverse WLAN architecture needs. That's why Fortinet provides a variety of models, from 2x2 to 4x4, internal or external antenna, to address any use case. Fortinet offers flexibility for configuration and control, either using our FortiGate security appliance as a controller or our cloud platform FortiEdge Cloud.

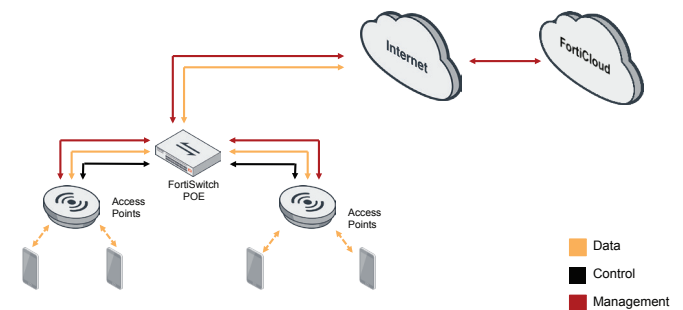
## FortiGate Managed

The FortiGate Wireless Controller is built into all FortiGate models and does not require any additional licensing to use. This results in security-driven networking, where the network is converged with, and driven by security. The FortiLink protocol allows the FortiGate appliance to extend its best in class security directly to the wireless edge. Base NAC features are also included, giving more features and lower TCO. As part of our Security Fabric, the FortiGate Managed offering also allows for an extensive set of troubleshooting and reporting tools with FortiWLM and Artificial Intelligence with Machine Learning using FortiAI Ops all within our Fabric Management Center.







## FortiEdge Cloud Managed



FortiEdge Cloud management allows for centralized hosted cloud control of standalone FortiAP devices, scaling from a handful to thousands of FortiAPs. A FortiEdge Cloud subscription enables advanced features & troubleshooting plus additional configuration options and log retention.






# FortiAP™ Integrated or Cloud Managed Wi-Fi 7 (802.11be) Access Points

|   | FAP-23JK   | FAP-231K   | FAP-241K   | FAP-243K   |
|---|--|--|--|--|
|   |   |    |   |   |
| <b>Suggested Use Case</b>                   | WiFi-7 indoor  | WiFi-7 indoor  | WiFi-7 indoor  | WiFi-7 indoor  |
| <b>Hardware</b>                             |  |  |  |  |
| <b>Number of Radios</b>                     | 3 + 1 BLE  | 3 + 1 BLE  | 4 + 1 BLE  | 4 + 1 BLE  |
| <b>Number of Antennas</b>                   | 4 Internal<br>+ 1 BLE Internal   | 4 External<br>+ 1 BLE External   | 6 Internal<br>+ 1 BLE Internal   | 6 External<br>+ 1 BLE Internal   |
| <b>Antenna Type and Peak Gain</b>           | Refer to Data Sheet  | Refer to Data Sheet  | Refer to Data Sheet  | Refer to Data Sheet  |
| <b>Radio 1 Capabilities</b>                 | 2.4 GHz<br>2×2 20/40MHz  | 2.4 GHz<br>2×2 20/40MHz  | 2.4 GHz<br>2×2 20/40MHz  | 2.4 GHz<br>2×2 20/40MHz  |
| <b>Radio 2 Capabilities</b>                 | 5.0 GHz<br>2×2 20/40/80/160MHz   | 5.0 GHz<br>2×2 20/40/80/160MHz   | 5.0 GHz<br>2×2 20/40/80/160/240MHz   | 5.0 GHz<br>2×2 20/40/80/160/240MHz   |
| <b>Radio 3 Capabilities</b>                 | 6.0 GHz<br>2×2 20/40/80/160/320MHz   | 6.0 GHz<br>2×2 20/40/80/160/320MHz   | 6.0 GHz<br>2×2 20/40/80/160/320MHz   | 6.0 GHz<br>2×2 20/40/80/160/320MHz   |
| <b>Radio 4 Capabilities (scanning only)</b> | -  | -  | 2.4/5.0/6.0GHz<br>2×2 20/40/80/160MHz  | 2.4/5.0/6.0GHz<br>2×2 20/40/80/160MHz  |
| <b>Maximum Data Rate</b>                    | Radio 1: up to 688 Mbps<br>Radio 2:: up to 2.882 Gbps<br>Radio 3: up to 5.765 Gbps   | Radio 1: up to 688 Mbps<br>Radio 2:: up to 2.882 Gbps<br>Radio 3: up to 5.765 Gbps   | Radio 1: up to 688 Mbps<br>Radio 2:: up to 4.324 Gbps<br>Radio 3: up to 5.765 Gbps   | Radio 1: up to 688 Mbps<br>Radio 2:: up to 4.324 Gbps<br>Radio 3: up to 5.765 Gbps   |
| <b>BLE/ZigBee</b>                           | • / •  | • / •  | • / •  | • / •  |
| <b>Interfaces</b>                           | 1× 10/5/2.5/GE RJ45, 5x GE RJ45<br>1x RS-232 RJ45 Serial Port  | 1× 10/5/2.5/GE RJ45<br>1x RS-232 RJ45 Serial Port  | 1× 10/5/2.5/GE RJ45, 1x GE RJ45<br>1x RS-232 RJ45 Serial Port  | 1× 10/5/2.5/GE RJ45, 1x GE RJ45<br>1x RS-232 RJ45 Serial Port  |
| <b>Power over Ethernet (PoE)</b>            | 802.3at  | x1 802.3at PoE default   | x1 802.3bt PoE default   | x1 802.3bt PoE default   |
| <b>Power Consumption (Max.)</b>             | 31 W   | 15.2 W   | 26.1 W   | 26.1 W   |
| <b>Simultaneous SSIDs</b>                   | Up to 24   | Up to 24   | Up to 24   | Up to 24   |
| <b>Maximum Tx Power</b>                     | 2.4GHz band: 25 dBm/316 mW (2 chains combined)<br>5.0GHz band: 22 dBm/158 mW (2 chains combined)<br>6.0GHz band: 21 dBm/125 mW (2 chains combined@320MHz BW) | 2.4GHz band: 26 dBm/400 mW (2 chains combined)<br>5.0GHz band: 23 dBm/200 mW (2 chains combined)<br>6.0GHz band: 22 dBm/158 mW (2 chains combined@320MHz BW) | 2.4GHz band: 25 dBm/316 mW (2 chains combined)<br>5.0GHz band: 26 dBm/400 mW (2 chains combined)<br>6.0GHz band: 23 dBm/200 mW (2 chains combined@320MHz BW) | 2.4GHz band: 25 dBm/316 mW (2 chains combined)<br>5.0GHz band: 26 dBm/400 mW (2 chains combined)<br>6.0GHz band: 23 dBm/200 mW (2 chains combined@320MHz BW) |
| <b>SSID Types Supported</b>                 | Local-Bridge, Tunnel & Mesh  | Local-Bridge, Tunnel & Mesh  | Local-Bridge, Tunnel & Mesh  | Local-Bridge, Tunnel & Mesh  |
| <b>Per Radio Client Capacity</b>            | Up to 512 per radio (Radio1, 2 & 3)  | Up to 512 per radio (Radio1, 2 & 3)  | Up to 512 per radio (Radio1, 2 & 3)  | Up to 512 per radio (Radio1, 2 & 3)  |
| <b>Certifications</b>                       |  |  |  |  |
| <b>Wi-Fi Alliance Certified</b>             | •  | •  | •  | •  |
| <b>DFS Certified</b>                        |  |  |  |  |



# FortiAP™ Integrated or Cloud Managed Wi-Fi 7 (802.11be) Access Points

|   | FAP-441K  | FAP-443K  |  |  |
|---|---|---|--|--|
|   |    |   |  |  |
| <b>Suggested Use Case</b>                   | WiFi-7 indoor   | WiFi-7 indoor   |  |  |
| <b>Hardware</b>                             |   |   |  |  |
| <b>Number of Radios</b>                     | 4 + 1 BLE   | 4 + 1 BLE   |  |  |
| <b>Number of Antennas</b>                   | 12 Internal<br>+ 1 BLE Internal + 1 Internal GPS  | 12 External<br>+ 1 BLE External + 1 Internal GPS  |  |  |
| <b>Antenna Type and Peak Gain</b>           | Refer to Data Sheet   | Refer to Data Sheet   |  |  |
| <b>Radio 1 Capabilities</b>                 | 2.4 GHz<br>4×4 20/40MHz   | 2.4 GHz<br>4×4 20/40MHz   |  |  |
| <b>Radio 2 Capabilities</b>                 | 5.0 GHz<br>4×4 20/40/80/160/240MHz  | 5.0 GHz<br>4×4 20/40/80/160/240MHz  |  |  |
| <b>Radio 3 Capabilities</b>                 | 6.0 GHz<br>4×4 20/40/80/160/320MHz  | 6.0 GHz<br>4×4 20/40/80/160/320MHz  |  |  |
| <b>Radio 4 Capabilities (scanning only)</b> | 2.4/5.0/6.0GHz<br>2×2 20/40/80/160MHz   | 2.4/5.0/6.0GHz<br>2×2 20/40/80/160MHz   |  |  |
| <b>Maximum Data Rate</b>                    | Radio 1: up to 1.148 Gbps<br>Radio 2: up to 8.648 Gbps<br>Radio 3: up to 11.530 Gbps  | Radio 1: up to 1.148 Gbps<br>Radio 2: up to 8.648 Gbps<br>Radio 3: up to 11.530 Gbps  |  |  |
| <b>BLE/ZigBee</b>                           | • / •   | • / •   |  |  |
| <b>Interfaces</b>                           | 2× 10/5/2.5/GE RJ45,<br>1x RS-232 RJ45 Serial Port  | 2× 10/5/2.5/GE RJ45,<br>1x RS-232 RJ45 Serial Port  |  |  |
| <b>Power over Ethernet (PoE)</b>            | 802.3bt PoE default or<br>x2 802.3at PoE (Dual PoE current sharing)   | 802.3bt PoE default or<br>x2 802.3at PoE (Dual PoE current sharing)   |  |  |
| <b>Power Consumption (Max.)</b>             | 41.7 W  | 41.7 W  |  |  |
| <b>Simultaneous SSIDs</b>                   | Up to 24  | Up to 24  |  |  |
| <b>Maximum Tx Power</b>                     | 2.4GHz band: 29 dBm / 794 mW (4 chains combined)<br>5.0GHz band: 27.8 dBm / 602 mW (4 chains combined)<br>6.0GHz band: 23 dBm / 200 mW (4 chains combined @160MHz BW) | 2.4GHz band: 29 dBm / 794 mW (4 chains combined)<br>5.0GHz band: 27.8 dBm / 602 mW (4 chains combined)<br>6.0GHz band: 23 dBm / 200 mW (4 chains combined @160MHz BW) |  |  |
| <b>SSID Types Supported</b>                 | Local-Bridge, Tunnel & Mesh   | Local-Bridge, Tunnel & Mesh   |  |  |
| <b>Per Radio Client Capacity</b>            | Up to 512 per radio (Radio1, 2 & 3)   | Up to 512 per radio (Radio1, 2 & 3)   |  |  |
| <b>Certifications</b>                       |   |   |  |  |
| <b>Wi-Fi Alliance Certified</b>             | •   | •   |  |  |
| <b>DFS Certified</b>                        |   |   |  |  |



# FortiAP™ Integrated or Cloud Managed Wi-Fi 6E (802.11ax) Access Points

|  | FAP-231G  |  | FAP-431G   |  | FAP-433G |
|--|---|--|--|--|----------|
|  |    |    |   |  |          |
| <b>Suggested Use Case</b>                          | WiFi-6E indoor  | High performance WiFi-6E indoor  | High performance WiFi-6E indoor  |  |          |
| <b>Hardware</b>                                    |   |  |  |  |          |
| <b>Number of Radios</b>                            | 3 + 1 BLE   | 3 + 1 BLE  | 3 + 1 BLE  |  |          |
| <b>Number of Antennas</b>                          | 4 Internal + 1 BLE Internal   | 8 Internal + 1 BLE Internal  | 8 External + 1 BLE Internal  |  |          |
| <b>Antenna Type and Peak Gain</b>                  | PIFA: 4.5 dBi for 2.4GHz, 5.5 dBi for 5 GHz & 5.5dBi for 6GHz   | PIFA: 4.0 dBi for 2.4GHz, 6.0 dBi for 5 GHz & 5.7dBi for 6GHz  | 5.0 dBi for 2.4GHz, 5.0 dBi for 5 GHz & 4.0dBi for 6GHz  |  |          |
| <b>Radio 1 Capabilities</b>                        | 2.4 GHz<br>2x2 20/40MHz   | 2.4 GHz<br>4x4 20/40MHz  | 2.4 GHz<br>4x4 20/40MHz  |  |          |
| <b>Radio 2 Capabilities</b>                        | 5.0 GHz<br>2x2 20/40/80MHz  | 5.0 GHz<br>4x4 20/40/80MHz   | 5.0 GHz<br>4x4 20/40/80MHz   |  |          |
| <b>Radio 3 Capabilities (Service and Scanning)</b> | 2.4/5.0/6.0 GHz<br>2x2 20/40/80MHz  | 2.4/5.0/6.0 GHz<br>4x4 20/40/80/160MHz   | 2.4/5.0/6.0 GHz<br>4x4 20/40/80/160MHz   |  |          |
| <b>Maximum Data Rate</b>                           | Radio 1: up to 574 Mbps<br>Radio 2: up to 1201 Mbps<br>Radio 3: up to 2401 Mbps   | Radio 1: up to 1148 Mbps<br>Radio 2: up to 2402 Mbps<br>Radio 3: up to 4804 Mbps   | Radio 1: up to 1148 Mbps<br>Radio 2: up to 2402 Mbps<br>Radio 3: up to 4804 Mbps   |  |          |
| <b>BLE/ZigBee</b>                                  | • / •   | • / •  | • / •  |  |          |
| <b>Interfaces</b>                                  | 1x 2.5GE RJ45,<br>1 x GE RJ45, 1x RS-232 RJ45 Serial Port   | 2x 5GE RJ45,<br>1x RS-232 RJ45 Serial Port   | 2x 5GE RJ45,<br>1x RS-232 RJ45 Serial Port   |  |          |
| <b>Power over Ethernet (PoE)</b>                   | 802.3at PoE default   | 1x 802.3bt PoE default or 2x 802.3at PoE (Dual PoE current sharing)  | 1x 802.3bt PoE default or 2x 802.3at PoE (Dual PoE current sharing)  |  |          |
| <b>Power Consumption (Max.)</b>                    | Depends on PoE connected  | 31.7 W   | 31.7 W   |  |          |
| <b>Simultaneous SSIDs</b>                          | Up to 24  | Up to 24   | Up to 24   |  |          |
| <b>Maximum Tx Power</b>                            | Radio 1: 2.4GHz: 23 dBm / 200 mW (2 chains combined)<br>Radio 2: 5GHz: 23 dBm / 158 mW (2 chains combined)<br>Radio 3: 6GHz: 21 dBm 80 mW (2 chains combined @ 160MHz BW) | Radio 1: 2.4GHz: 27 dBm / 501 mW (4 chains combined)<br>Radio 2: 5GHz: 26 dBm / 400 mW (4 chains combined)<br>Radio 3: 6GHz: 24 dBm 251 mW (4 chains combined @ 160MHz BW) | Radio 1: 2.4GHz: 27 dBm / 501 mW (4 chains combined)<br>Radio 2: 5GHz: 26 dBm / 400 mW (4 chains combined)<br>Radio 3: 6GHz: 24 dBm 251 mW (4 chains combined @ 160MHz BW) |  |          |
| <b>SSID Types Supported</b>                        | Local-Bridge, Tunnel & Mesh   | Local-Bridge, Tunnel & Mesh  | Local-Bridge, Tunnel & Mesh  |  |          |
| <b>Per Radio Client Capacity</b>                   | Up to 512 per radio (Radio1, 2 & 3)   | Up to 512 per radio (Radio1, 2 & 3)  | Up to 512 per radio (Radio1, 2 & 3)  |  |          |
| <b>Certifications</b>                              |   |  |  |  |          |
| <b>Wi-Fi Alliance Certified</b>                    | •   | •  |  |  |          |
| <b>DFS Certified</b>                               | CE  | CE   | CE   |  |          |





# FortiAP™ Integrated or Cloud Managed Wi-Fi 6E (802.11ax) Outdoor Access Points

|  | FAP-234G  | FAP-432G   |  |  |
|--|---|--|--|--|
|  |    |    |  |  |
| <b>Suggested Use Case</b>                          | WiFi-6E Outdoor   | WiFi-6E Outdoor  |  |  |
| <b>Hardware</b>                                    |   |  |  |  |
| <b>Number of Radios</b>                            | 3 + 1 BLE   | 3 + 1 BLE  |  |  |
| <b>Number of Antennas</b>                          | 8 Internal + 1 BLE Internal, 1 GPS Internal   | 8 External + 1 BLE   |  |  |
| <b>Antenna Type and Peak Gain</b>                  | Refer to Data Sheet   | Refer to Data Sheet  |  |  |
| <b>Radio 1 Capabilities</b>                        | 2.4 GHz<br>2x2 20/40MHz   | 2.4 GHz<br>4x4 20/40MHz  |  |  |
| <b>Radio 2 Capabilities</b>                        | 5.0 GHz<br>2x2 20/40/80MHz  | 5.0 GHz<br>4x4 20/40/80MHz   |  |  |
| <b>Radio 3 Capabilities (Service and Scanning)</b> | 2.4/5.0/6.0 GHz<br>2x2 20/40/80/160 MHz   | 2.4/5.0/6.0 GHz<br>4x4 20/40/80/160 MHz  |  |  |
| <b>Maximum Data Rate</b>                           | Radio 1: up to 574 Mbps<br>Radio 2: up to 1201 Mbps<br>Radio 3: up to 2401 Mbps   | Radio 1: up to 1182 Mbps<br>Radio 2: up to 2475 Mbps<br>Radio 3: Up to 4804 Mbps   |  |  |
| <b>BLE/ZigBee</b>                                  | • / •   | • / •  |  |  |
| <b>Interfaces</b>                                  | 1x 2.5GE RJ45,<br>1 x GE RJ45, 1x RS-232 RJ45 Serial Port   | 1x 10GE RJ45,<br>1 x GE RJ45, 1x RS-232 RJ45 Serial Port   |  |  |
| <b>Power over Ethernet (PoE)</b>                   | 802.3bt   | 802.3bt  |  |  |
| <b>Power Consumption (Max.)</b>                    | 28 W  | 41.2 W   |  |  |
| <b>Simultaneous SSIDs</b>                          | Up to 24  | Up to 8 per client serving radio   |  |  |
| <b>Maximum Tx Power</b>                            | Radio 1: 2.4GHz: 26 dBm / 398 mW (2 chains combined)<br>Radio 2: 5GHz: 26 dBm / 398 mW (2 chains combined)<br>Radio 3: 5GHz: 26 dBm / 398 mW (2 chains combined), 6GHz: 26dBm/398 mW (2 chains combined EIRP) | Radio 1: 2.4GHz: 29.8 dBm / 955 mW (4 chains combined)<br>Radio 2: 5GHz: 29.8 dBm / 955 mW (4 chains combined)<br>Radio 3: 6GHz: 26 dBm / 400 mW (4 chains combined @ 160MHz BW) |  |  |
| <b>SSID Types Supported</b>                        | Local-Bridge, Tunnel & Mesh   | Local-Bridge, Tunnel & Mesh  |  |  |
| <b>Per Radio Client Capacity</b>                   | Up to 512 per radio (Radio1, 2 & 3)   | Up to 512 per radio (Radio1, 2 & 3)  |  |  |
| <b>Certifications</b>                              |   |  |  |  |
| <b>Wi-Fi Alliance Certified</b>                    |   |  |  |  |
| <b>DFS Certified</b>                               |   |  |  |  |



# FortiAP™ Integrated or Cloud Managed Wi-Fi 6 (802.11ax) Access Points

|  | FAP-431F   | FAP-831F   |  |  |
|--|--|--|--|--|
|  |   |                                      |  |  |
| <b>Suggested Use Case</b>                  | High performance 802.11ax indoor   | High performance 802.11ax indoor   |  |  |
| <b>Hardware</b>                            |  |  |  |  |
| <b>Number of Radios</b>                    | 3 + 1 BLE  | 3 + 1 BLE  |  |  |
| <b>Number of Antennas</b>                  | 5 Internal + 1 BLE Internal  | 13 Internal + 1 BLE Internal   |  |  |
| <b>Antenna Type and Peak Gain</b>          | PIFA: 4 dBi for 2.4 GHz, 5 dBi for 5 GHz   | PIFA: 4 dBi for 2.4 GHz, 6 dBi for 5.0 GHz, 4 dBi for dual band Scanning   |  |  |
| <b>Radio 1 Capabilities</b>                | 2.4 GHz<br>4×4 20/40MHz  | 2.4 GHz<br>4×4 20/40MHz  |  |  |
| <b>Radio 2 Capabilities</b>                | 5.0 GHz<br>4×4 20/40/80MHz, 2×2 160MHz   | 5.0 GHz<br>8×8 (Mode 1), 4×4 = 4×4 (Mode 2)  |  |  |
| <b>Radio 3 Capabilities (Monitor Only)</b> | 2.4/5.0 GHz (1×1)  | 2.4/5.0 GHz (1×1)  |  |  |
| <b>Maximum Data Rate</b>                   | Radio 1: up to 1147 Mbps<br>Radio 2: up to 2402 Mbps<br>Radio 3: scan only   | Radio 1: up to 1147 Mbps<br>Radio 2: up to 4.804 Gbps<br>Radio 3: scan only  |  |  |
| <b>BLE/ZigBee</b>                          | • / -  | • / -  |  |  |
| <b>Interfaces</b>                          | 1× 2.5GE RJ45,<br>1 x GE RJ45, 1x RS-232 RJ45 Serial Port  | 1× 2.5GE RJ45,<br>1 x GE RJ45, 1x RS-232 RJ45 Serial Port  |  |  |
| <b>Power over Ethernet (PoE)</b>           | 802.3at & dual redundant 802.3af/at  | Dual 802.3at for full function, 802.3at with USB disabled  |  |  |
| <b>Power Consumption (Max.)</b>            | 24.5 W   | 33 W   |  |  |
| <b>Simultaneous SSIDs</b>                  | 16 (14 if background scanning enabled)   |  |  |  |
| <b>Maximum Tx Power</b>                    | Radio 1: 5GHz: 23 dBm / 200 mW (4 chains combined) Radio 2: 2.4GHz: 24 dBm / 251 mW (4 chains combined) 5GHz: 23 dBm / 200 mW (4 chains combined), Radio 3: NA | Radio 1: 2.4GHz: 27 dBm / 500 mW (4 chains combined) Radio 2: 5GHz: 25.5 dBm / 354 mW (4 chains combined), Radio 3: NA |  |  |
| <b>SSID Types Supported</b>                | Local-Bridge, Tunnel & Mesh  | Local-Bridge, Tunnel & Mesh  |  |  |
| <b>Per Radio Client Capacity</b>           | Up to 512 per radio Radio1 and Radio2  | Up to 512 per radio Radio1 and Radio2  |  |  |
| <b>Certifications</b>                      |  |  |  |  |
| <b>Wi-Fi Alliance Certified</b>            | •  | •  |  |  |
| <b>DFS Certified</b>                       | FCC, IC, CE, Japan, Brazil, Taiwan   | FCC, IC, CE, Japan, Brazil   |  |  |

# FortiAP™ Integrated or Cloud Managed Wi-Fi 6 (802.11ax) Outdoor and Wall Plate Access Points




|  | FAP-234F   | FAP-432F  | FAP-432FR  | FAP-23JF   |
|--|--|---|--|--|
|  |   |                                       |                                     |                                       |
| <b>Suggested Use Case</b>                  | 802.11ax outdoor   | High performance 802.11ax outdoor   | Ruggedized indoor/outdoor/industrial   | 802.11ax wall plate  |
| <b>Hardware</b>                            |  |   |  |  |
| <b>Number of Radios</b>                    | 3 + 1 BLE  | 3 + 1 BLE   | 3 + 1 BLE  | 3 + 1 BLE  |
| <b>Number of Antennas</b>                  | 3 Internal + 1 BLE External  | 5 External + 1 BLE External   | 5 External + 1 BLE External  | 3 Internal + 1 BLE Internal  |
| <b>Antenna Type and Peak Gain</b>          | Dipole: 10 dBi for 2.4 GHz band, 10 dBi for 5.0 GHz  | Dipole: 5.5 dBi for 2.4 GHz and 7.2 dBi for 5 GHz   | Dipole: 5.5 dBi for 2.4 GHz and 7.2 dBi for 5 GHz  | PCB: 4.0 dBi for 2.4 GHz and 4.0 dBi for 5 GHz   |
| <b>Radio 1 Capabilities</b>                | 2.4 GHz<br>20/40MHz  | 2.4 GHz<br>20/40MHz   | 2.4 GHz<br>20/40MHz  | 2.4 GHz<br>20/40MHz  |
| <b>Radio 2 Capabilities</b>                | 5.0 GHz<br>2x2 20/40/80MHz   | 5.0 GHz<br>4x4 20/40/80MHz, 2x2 160MHz  | 5.0 GHz<br>4x4 20/40/80MHz, 2x2 160MHz   | 5.0 GHz<br>2x2 20/40/80MHz   |
| <b>Radio 3 Capabilities (Monitor Only)</b> | 2.4/5.0 GHz (1x1)  | 2.4/5.0 GHz (1x1)   | 2.4/5.0 GHz (1x1)  | 2.4/5.0 GHz (1x1)  |
| <b>Maximum Data Rate</b>                   | Radio 1: up to 574 Mbps<br>Radio 2: up to 1200 Mbps<br>Radio 3: scan only  | Radio 1: up to 1147 Mbps<br>Radio 2: up to 2402 Mbps<br>Radio 3: scan only  | Radio 1: up to 1147 Mbps<br>Radio 2: up to 2402 Mbps<br>Radio 3: scan only   | Radio 1: up to 574 Mbps<br>Radio 2: up to 1200 Mbps<br>Radio 3: scan only  |
| <b>Bluetooth (BT/BLE)</b>                  | • / •  | • / •   | • / •  | • / •  |
| <b>Interfaces</b>                          | 2 x GE RJ45, 1x RS-232 RJ45 Serial Port  | 1x 2.5GE RJ45,<br>1 x GE RJ45, 1x RS-232 RJ45 Serial Port   | 1x 2.5GE RJ45,<br>1 x GE RJ45, 1x RS-232 RJ45 Serial Port  | 2x GE RJ45, 1x 802.3at PoE (PD), 1x 802.3af PoE (PSE), 2x pass-thru (in and out), 1x RS-232 RJ45 Serial Port             |
| <b>Power over Ethernet (PoE)</b>           | 802.3af/at   | 802.3bt/at  | 802.3bt/at   | 802.3af/at   |
| <b>Power Consumption (Max.)</b>            | 15.5 W   | 25 W w/o PSE out / 37.9 W with PSE out  | 25 W w/o PSE out / 37.9 W with PSE out   | 17.5W w/o PSE out / 31W with PSE out   |
| <b>Simultaneous SSIDs</b>                  | 16 (14 if background scanning enabled)   | 16 (14 if background scanning enabled)  | 16 (14 if background scanning enabled)   | 16 (14 if background scanning enabled)   |
| <b>Maximum Tx Power</b>                    | Radio 1: 2.4 GHz: 27 dBm / 500 mW (2 chains combined)* Radio 2: 5 GHz: 25.5 dBm / 354 mW (2 chains combined)* Radio 3: N/A | Radio 1: 2.4 GHz 30 dBm / 1000 mW (4 chains combined)* Radio 2: 5 GHz 26 dBm / 398 mW (4 chains combined)* Radio 3: N/A | Radio 1: 2.4 GHz 29 dBm / 794 mW (4 chains combined)* Radio 2: 5 GHz 28 dBm / 630 mW (4 chains combined)* Radio 3: N/A | Radio 1: 2.4 GHz: 25 dBm / 158 mW (2 chains combined)* Radio 2: 5 GHz: 21 dBm / 158 mW (2 chains combined)* Radio 3: N/A |
| <b>SSID Types Supported</b>                | Local-Bridge, Tunnel & Mesh  | Local-Bridge, Tunnel & Mesh   | Local-Bridge, Tunnel & Mesh  | Local-Bridge, Tunnel & Mesh  |
| <b>Per Radio Client Capacity</b>           | Up to 512 per radio Radio1 and Radio2  | Up to 512 per radio Radio1 and Radio2   | Up to 512 per radio Radio1 and Radio2  | Up to 512 per radio Radio1 and Radio2  |
| <b>Certifications</b>                      |  |   |  |  |
| <b>Wi-Fi Alliance Certified</b>            | •  | •   | •  | •  |
| <b>DFS Certified</b>                       | FCC, IC, CE, Japan, Brazil, Taiwan, Korea  | FCC, IC, CE, Japan, Brazil, Taiwan  | FCC, IC, CE, Japan, Brazil, Taiwan   | FCC, IC, CE, Japan, Brazil, Taiwan, Korea  |

# FortiAP™ Integrated Indoor and Wall Plate Indoor 802.11ac Access Points



|  | FAP-221E   | FAP-223E   |  |  |
|--|--|--|--|--|
|  |               |              |  |  |
| <b>Suggested Use Case</b>                  | Medium density indoor  | Medium density indoor  |  |  |
| <b>Hardware</b>                            |  |  |  |  |
| <b>Number of Radios</b>                    | 2  | 2  |  |  |
| <b>Number of Antennas</b>                  | 4 Internal   | 4 External (RP-SMA)  |  |  |
| <b>Antenna Type and Peak Gain</b>          | Patch: 4 dBi for 2.4 GHz,<br>5 dBi for 5 GHz   | Dipole: 4 dBi for 2.4 GHz,<br>5 dBi for 5 GHz  |  |  |
| <b>Radio 1 Capabilities</b>                | 2.4 GHz b/g/n (2×2:2)<br>20/40 MHz (256 QAM)   | 2.4 GHz b/g/n (2×2:2) 20/40 MHz (256 QAM)  |  |  |
| <b>Radio 2 Capabilities</b>                | 5 GHz a/n/ac (2×2:2) 20/40/80 MHz (256 QAM)  | 5 GHz a/n/ac (2×2:2) 20/40/80 MHz (256 QAM)  |  |  |
| <b>Radio 3 Capabilities (Monitor Only)</b> | -  | -  |  |  |
| <b>Maximum Data Rate</b>                   | Radio 1: up to 400 Mbps Radio 2: up to 867 Mbps  | Radio 1: up to 400 Mbps Radio 2: up to 867 Mbps  |  |  |
| <b>Bluetooth (BT/BLE)</b>                  | •  | •  |  |  |
| <b>Interfaces</b>                          | 1x GE RJ45   | 1x GE RJ45   |  |  |
| <b>Power over Ethernet (PoE)</b>           | IEEE 802.3af   | IEEE 802.3af   |  |  |
| <b>Power Consumption (Max.)</b>            | 12.36 W  | 12.36 W  |  |  |
| <b>Simultaneous SSIDs</b>                  | 16 (14 client, 2 monitor)  | 16 (14 client, 2 monitor)  |  |  |
| <b>Maximum Tx Power</b>                    | 2.4 GHz: 23 dBm / 200 mW (2 chains combined)**<br>5 GHz: 24 dBm / 251 mW (2 chains combined)** | 2.4 GHz: 23 dBm / 200 mW (2 chains combined)**<br>5 GHz: 24 dBm / 251 mW (2 chains combined)** |  |  |
| <b>SSID Types Supported</b>                | Local-Bridge, Tunnel, Mesh   | Local-Bridge, Tunnel, Mesh   |  |  |
| <b>Per Radio Client Capacity</b>           | Up to 512  | Up to 512  |  |  |
| <b>Certifications</b>                      |  |  |  |  |
| <b>Wi-Fi Alliance Certified</b>            | •  | •  |  |  |
| <b>DFS Certified</b>                       | FCC, IC, CE, Japan, Taiwan, Korea  | FCC, IC, CE, Japan, Taiwan, Korea  |  |  |









# FortiAP Unified Threat Protection Capable Indoor Access Points

|                                   | FAP-U231F  | FAP-U431F   | FAP-U433F   |  |
|-----------------------------------|--|---|---|--|
|                                   |   |   |    |  |
| <b>Suggested Use Case</b>         | Mid-range 802.11ax indoor  | High performance 802.11ax indoor  | High performance 802.11ax indoor  |  |
| <b>Hardware</b>                   |  |   |   |  |
| <b>Number of Radios</b>           | 3 + 1 BLE  | 3 + 1 BT/BLE  | 3 + 1 BT/BLE  |  |
| <b>Number of Antennas</b>         | 4 Internal + 1 BLE/ZigBee Internal   | 10 Internal + 1 BT/BLE Internal   | 10 External (RP-SMA) + 1 BT/BLE Internal  |  |
| <b>Antenna Type and Peak Gain</b> | PIFA: 4 dBi for 2.4GHz, 6 dBi for 5GHz   | PIFA: 4 dBi for 2.4 GHz, 6 dBi for 5 GHz  | Dipole: 3.5 dBi for 2.4 GHz, 5 dBi for 5 GHz  |  |
| <b>Radio 1 Capabilities</b>       | 2.4 GHz or 5.0 GHz(High Band) a/b/g/n/ac/ax (2×2:2)<br>20/40/80MHz<br>(BPSK, QPSK, 64/256/1024 QAM)  | 5.0 GHz a/n/ac/ax (4×4:4)<br>20/40/80/160 MHz<br>(64, 1024 QAM)   | 5.0 GHz a/n/ac/ax (4×4:4)<br>20/40/80/160 MHz<br>(64, 1024 QAM)   |  |
| <b>Radio 2 Capabilities</b>       | 5.0 GHz a/n/ac/ax (2×2:2)<br>20/40/80MHz<br>(BPSK, QPSK, 64/256/1024 QAM)  | 2.4/5.0 GHz a/b/g/n/ac/ax (4×4:4)<br>20/40/80/160 MHz<br>(64, 1024 QAM)   | 2.4/5.0 GHz a/b/g/n/ac/ax (4×4:4)<br>20/40/80/160 MHz<br>(64, 1024 QAM)   |  |
| <b>Radio 3 Capabilities</b>       | 2.4 GHz service b/g/n/ax (2×2:2), dual band scan,<br>20/40MHz<br>(BPSK, QPSK, 64/256/1024 QAM)   | 2.4/5.0 GHz a/b/g/n/ac (2×2:2)<br>20/40 MHz<br>(64 QAM)   | 2.4/5.0 GHz a/b/g/n/ac (2×2:2)<br>20/40 MHz<br>(64 QAM)   |  |
| <b>Maximum Data Rate</b>          | Radio 1: up to 1201 Mbps<br>Radio 2: up to 1201 Mbps<br>Radio 3: up to 574 Mbps  | Radio 1: up to 4,804 Mbps<br>Radio 2: up to 4,804 Mbps<br>Radio 3: up to 300 Mbps   | Radio 1: up to 4,804 Mbps<br>Radio 2: up to 4,804 Mbps<br>Radio 3: up to 300 Mbps   |  |
| <b>BLE/ZigBee</b>                 | • / •  | • / -   | • / -   |  |
| <b>Interfaces</b>                 | 2x GE RJ45, 1x Type A USB, 1x RS-232 RJ45 Serial Port  | 1× 2.5GE RJ45, 1x GE RJ45, 1x Type A USB, 1x RS-232 RJ45 Serial Port  | 1× 2.5GE RJ45, 1x GE RJ45, 1x Type A USB, 1x RS-232 RJ45 Serial Port  |  |
| <b>Power over Ethernet (PoE)</b>  | 1 × 802.3at PoE default, 1 × 802.af PoE with reduce TX power and no USB function   | Dual redundant PoE power ports with support for IEEE 802.3af & 802.3at  | Dual redundant PoE power ports with support for IEEE 802.3af & 802.3at  |  |
| <b>Power Consumption (Max.)</b>   | 18.5W  | 24.5 W  | 24.5 W  |  |
| <b>Simultaneous SSIDs</b>         | 24 (21 if background scanning enabled)   | 16 (14 client,2 monitor)  | 16 (14 client,2 monitor)  |  |
| <b>Maximum Tx Power</b>           | Radio 1: 2.4GHz: 23 dBm / 200 mW<br>(2 chains combined)* 5GHz: 22 dBm / 158 mW (2 chains combined)*<br>Radio 2: 5GHz: 22 dBm / 158 mW (2 chains combined)*<br>Radio 3: 2.4GHz: 23 dBm / 200 mW<br>(2 chains combined)* 5GHz: 22 dBm / 158 mW (2 chains combined) | Radio 1: 5 GHz: 24 dBm / 251 mW (4 chains combined)*<br>Radio 2: 2.4 GHz: 26 dBm / 398 mW (4 chains combined)*<br>5 GHz: 24 dBm / 251 mW (4 chains combined)*<br>Radio 3: 2.4 GHz: 22 dBm / 158 mW (2 chains combined)* | Radio 1: 5 GHz: 24 dBm / 251 mW (4 chains combined)*<br>Radio 2: 2.4 GHz: 26 dBm / 398 mW (4 chains combined)*<br>5 GHz: 24 dBm / 251 mW (4 chains combined)*<br>Radio 3: 2.4 GHz: 22 dBm / 158 mW (2 chains combined)* |  |
| <b>SSID Types Supported</b>       | Local-Bridge, Tunnel & Mesh  | Local-Bridge, Tunnel & Mesh   | Local-Bridge, Tunnel & Mesh   |  |
| <b>Per Radio Client Capacity</b>  | Up to 512  | Up to 512   | Up to 512   |  |
| <b>Certifications</b>             |  |   |   |  |
| <b>Wi-Fi Alliance Certified</b>   |  | •   | •   |  |
| <b>DFS Certified</b>              |  | FCC, IC, CE,Japan, Taiwan, Korea  | FCC, IC, CE,Japan, Taiwan, Korea  |  |

# FortiAP Unified Threat Protection Capable Outdoor Access Points

|                                   | FAP-U234F   | FAP-U432F   |  |  |
|-----------------------------------|---|---|--|--|
|                                   |    |   |  |  |
| <b>Suggested Use Case</b>         | Mid-range 802.11ax Outdoor  | High performance 802.11ax Outdoor   |  |  |
| <b>Hardware</b>                   |   |   |  |  |
| <b>Number of Radios</b>           | 3 + 1 BLE   | 3 + 1 BLE   |  |  |
| <b>Number of Antennas</b>         | 3 Internal + 1 BLE External   | 10 External + 1 BT/BLE  |  |  |
| <b>Antenna Type and Peak Gain</b> | Directional patch Antenna   | Dual band Dipole Omni Directional Peak Gain 5.5dBi for 2.4GHz and 7dBi for 5.0GHz   |  |  |
| <b>Radio 1 Capabilities</b>       | 2.4 GHz a/b/g/n (2x2:2) or 5.0 GHz (high band) a/b/g/n/ac/ax (2x2:2) (64/256/1024 QAM)  | 2.4 GHz a/b/g/n (4x4:4) (64 QAM) or 5.0 GHz (high band) a/b/g/n/ac/ax (4x4:4) (64/256/1024 QAM)   |  |  |
| <b>Radio 2 Capabilities</b>       | 5.0 GHz a/n/ac/ax (2x2:2) 20/40/80/160 MHz (64/256/1024 QAM)  | 5.0 GHz a/b/g/n/ac/ax (4x4:4) 20/40/80/160 MHz (64/256/1024 QAM)  |  |  |
| <b>Radio 3 Capabilities</b>       | 2.4/5.0 GHz dual band b/g/n/ac (2x2:2) 20/40 MHz (64 QAM)   | 2.4/5.0 GHz dual band b/g/n/ac (2x2:2) 20/40 MHz (64 QAM)   |  |  |
| <b>Maximum Data Rate</b>          | Radio 1: up to 2,402 Mbps<br>Radio 2: up to 2,402 Mbps<br>Radio 3: up to 300 Mbps   | Radio 1: up to 4,804 Mbps<br>Radio 2: up to 4,804 Mbps<br>Radio 3: up to 300 Mbps   |  |  |
| <b>Bluetooth (BT/BLE)</b>         | • / -   | • / -   |  |  |
| <b>Interfaces</b>                 | 1 x GE RJ45, 1 x 2.5GE RJ45, 1x RS-232 RJ45 Serial Port   | 1 x GE RJ45, 1 x 2.5GE RJ45, 1x RS-232 RJ45 Serial Port   |  |  |
| <b>Power over Ethernet (PoE)</b>  | 802.3at   | 802.3at   |  |  |
| <b>Power Consumption (Max.)</b>   | 21 W  | 32W max (without PSE) & 45W max (with PSE 12.99W)   |  |  |
| <b>Simultaneous SSIDs</b>         | 16 (14 if background scanning enabled)  | 16 (14 if background scanning enabled)  |  |  |
| <b>Maximum Tx Power</b>           | Radio 1: 2.4GHz: 25 dBm / 316 mW (2 chains combined)* 5GHz: 25 dBm / 316 mW (2 chains combined)* Radio 2: 5GHz: 25 dBm / 316 mW (2 chains combined)* Radio 3: 2.4GHz: 27 dBm / 501 mW (2 chains combined)* 5GHz: 25 dBm / 316 mW (2 chains combined)* | Radio 1: 2.4 GHz: 29 dBm / 794 mW (4 chains combined)* 5.0 GHz: 28 dBm / 630 mW (4 chains combined)* Radio 2: 5.0 GHz: 26 dBm / 400 mW (2 chains combined)* Radio 3: 2.4 GHz: 26 dBm / 400 mW (2 chains combined) 5.0 GHz: 24 dBm / 251 mW (2 chains combined)* |  |  |
| <b>SSID Types Supported</b>       | Local-Bridge, Tunnel & Mesh   | Local-Bridge, Tunnel & Mesh   |  |  |
| <b>Per Radio Client Capacity</b>  | Up to 512 per radio Radio1 and Radio2   | Up to 512 per radio Radio1 and Radio2   |  |  |
| <b>Certifications</b>             |   |   |  |  |
| <b>Wi-Fi Alliance Certified</b>   |   |   |  |  |
| <b>DFS Certified</b>              |   | CE  |  |  |

# FortiWiFi™ Firewall and WiFi Gateway

|   | FWF-30E   | FWF-40F   | FWF-50E  | FWF-60E   | FWF-60F   | FWF-80F-2R  |
|---|---|---|--|---|---|---|
|   |  |  |  |  |  |  |
| <b>Suggested Deployment</b>                           | Home/small office   | Home/small office   | Home/small office  | Distributed office  | Distributed office  | Distributed office  |
| <b>Hardware</b>                                       |   |   |  |   |   |   |
| <b>Form Factor</b>                                    | Desktop, wall mountable   | Desktop, wall mountable   | Desktop, wall mountable  | Desktop, wall mountable   | Desktop, wall mountable   | Desktop, wall mountable   |
| <b>Dimension</b>                                      | 1.61 × 8.27 × 5.24 in   | 1.6 × 8.5 × 6.61in  | 1.44 × 5.5 × 8.52  | 1.5 × 8.5 × 6.3 in  | 1.5 × 8.5 × 6.3 in  | 2.4 × 8.5 × 7 in  |
| <b>Kensington Lock</b>                                |   |   |  |   |   |   |
| <b>Ethernet Interfaces</b>                            | 1 x GE RJ45 WAN,<br>4 x GE RJ45 Switch ports                                      | 1 x GE RJ45 WAN,<br>4 x GE RJ45 Switch ports                                      | 2 x GE RJ45 WAN,<br>5 x GE RJ45 Switch ports                                       | 3 x GE RJ45 WAN/DMZ,<br>7 x GE RJ45 Switch ports                                    | 3 x GE RJ45 WAN/DMZ,<br>7 x GE RJ45 Switch ports                                    | 2 x RJ45/SFP shared media,<br>8 x GE RJ45 Switch ports                              |
| <b>Other WiFi Variants</b>                            | —   | —   | + Storage (FWF-51E)  | + Storage (FWF-61E)   | + Storage (FWF-61F)   | + Storage (FWF-81F-2R)  |
| <b>Wireless</b>                                       |   |   |  |   |   |   |
| <b>IEEE Standard</b>                                  | 802.11 a/b/g/n  | 802.11 a/b/g/n/ac-W2  | 802.11 a/b/g/n   | 802.11 a/b/g/n/ac   | 802.11 a/b/g/n/ac-W2  | 802.11 a/b/g/n/ac/ax  |
| <b>Number of Radios</b>                               | 1   | 1   | 1  | 1   | 1   | 2 wifi + 1 scan   |
| <b>Radio 1 Band (association rate)</b>                | 2.4GHz / 5GHz (300Mbps)   | 2.4GHz / 5GHz<br>(450 / 1300Mbps)   | 2.4GHz / 5GHz (300Mbps)  | 2.4GHz / 5GHz<br>(300 / 867 Mbps)   | 2.4GHz / 5GHz<br>(450 / 1300Mbps)   | 2.4 GHz<br>(574 Mbps)   |
| <b>Radio 2 Band (association rate)</b>                | —   | —   | —  | —   | —   | 5.0 GHz<br>(1201 Mbps)  |
| <b>MIMO</b>   | 2×2   | 3×3   | 2×2  | 2×2   | 3×3   | 2×2   |
| <b>Max / recommended number of concurrent clients</b> | 128 / 30  | 128 / 30  | 128 / 30   | 128 / 30  | 128 / 30  | 128 / 30  |
| <b>Antenna Type and Count</b>                         | 2 F-type antennas (RP-SMA)  | 3 di-pole antennas (RP-SMA)   | 2 F-type antennas (RP-SMA)   | 2 di-pole antennas (RP-SMA)   | 3 di-pole antennas (RP-SMA)   | 3 di-pole antennas (RP-SMA)   |
| <b>Antenna Gain</b>                                   | 3 dBi/(3dBi-5GHz)   | 4.2 dBi/(3.5dBi-5GHz)   | 3 dBi/(3dBi-5GHz)  | 3 dBi/(6dBi-5GHz)   | 4.2 dBi/(3.5dBi-5GHz)   | 4.5 dBi/(5.5dBi-5GHz)   |
| <b>Max TX Power</b>                                   | 17dBm   | 20dBm   | 17dBm  | 17dBm   | 20dBm   | 23 dBm  |
| <b>Number of SSIDs</b>                                | 8 (7 client, 1 monitor)   | 8 (7 client, 1 monitor)   | 8 (7 client, 1 monitor)  | 8 (7 client, 1 monitor)   | 8 (7 client, 1 monitor)   | 8 (7 client, 1 monitor)   |
| <b>Traffic Queues</b>                                 | 4 queues  | 4 queues  | 4 queues   | 4 queues  | 4 queues  | 8 (7 client, 1 monitor)   |
| <b>Rogue AP scanning</b>                              |   |   |  |   |   |   |
| <b>Dual Band Scanning</b>                             | •   | •   | •  | •   | •   | •   |
| <b>Background Scan</b>                                | •   | •   | •  | •   | •   | •   |
| <b>Full-time dedicated monitor</b>                    | •   | •   | •  | •   | •   | •   |
| <b>Single Radio Dual band scanning</b>                | •   | •   | •  | •   | •   | •   |
| <b>Management</b>                                     |   |   |  |   |   |   |
| <b>WebUI &amp; CLI</b>                                | •   | •   | •  | •   | •   | •   |
| <b>Max managed APs</b>                                | 2   | 16  | 10   | 30  | 64  | 96  |
| <b>Cloud deployment support</b>                       | •   | •   | •  | •   | •   | •   |
| <b>Certifications</b>                                 |   |   |  |   |   |   |
| <b>Wi-Fi Alliance Certified</b>                       |   |   |  |   |   |   |
| <b>DFS Certified</b>                                  |   |   |  |   |   |   |

\* Certification covers following specifications: - 802.11a/b/g/n, Short Guard Interval, TX A-MPDU, STBC, 40 MHz operation in 5 GHz WPA™ Personal, WPA™ Enterprise /Personal, WPA2™ , Enterprise / Personal, WMM™, EAP-TLS, EAP-TTLS/MSCHAPv2, PEAPv0/EAP-MSCHAPv2, PEAPv1/EAP-GTC, EAP-SIM, EAP-AKA, EAP-FAST, 802.11 d/h, WMM Power Save..

\*\* Additional filtration added to reduce interference in 2.4GHz band from nearby cellular equipment.

FortiGate/FortiWiFi® Wireless Controller (with FortiOS 7.4+)

|                                     | FortiGate/FortiWiFi<br>30 & 40 Series | FortiGate/FortiWiFi<br>60 & 70 Series | FortiGate/FortiWiFi<br>80 & 90 Series | FortiGate 100 Series | FortiGate 200 Series |
|-------------------------------------|---------------------------------------|---------------------------------------|---------------------------------------|----------------------|----------------------|
| Hardware                            |                                       |                                       |                                       |                      |                      |
| Product Range / Form Factor         | Entry / Desktop                       | Entry / Desktop                       | Entry / Desktop                       | Mid Range / 1 RU     | Mid Range / 1 RU     |
| GE PoE/PoE+ Interfaces              | -                                     | -                                     | - / 8 (FG80/81F-POE)                  | -                    | -                    |
| Capacity                            |                                       |                                       |                                       |                      |                      |
| Maximum Supported APs (Tunnel Mode) | 8                                     | 32                                    | 48 - 64                               | 64                   | 128                  |
| Maximum Supported APs (Total)       | 16                                    | 64                                    | 96 - 128                              | 128                  | 256                  |
| Max number of SSIDs                 | 16 - 32                               | 16 - 32                               | 16 - 32                               | 256                  | 256                  |
| Max CAPWAP throughput               | 3.5 Gbps                              | 8 to 8.5 Gbps                         | 9 to 23.6 Gbps                        | 15 to 35 Gbps        | 20 Gbps              |
|                                     | FortiGate 400 Series                  | FortiGate 600 to 900 Series           | FortiGate 1000 to 3000 Series         | FG-4000 Series       | FG-VM Series         |
| Hardware                            |                                       |                                       |                                       |                      |                      |
| Product Range / Form Factor         | Mid Range / 1 RU                      | Mid Range / 1 RU                      | High End / 2-3 RU                     | High End / 3 RU      | -                    |
| Capacity                            |                                       |                                       |                                       |                      |                      |
| Maximum Supported APs (Tunnel Mode) | 256                                   | 512 - 1,024                           | 2,048                                 | 4,096                | 32 - 2,048           |
| Maximum Supported APs (Total)       | 512                                   | 1,024- 2,048                          | 4,096 - 8,192                         | 8,192                | 64 - 4,096           |
| Max number of SSIDs                 | 256                                   | 512                                   | 1,024 - 4,096                         | 4,096                | 32 - 1,024           |
| Max CAPWAP throughput               | 14.8 - 65 Gbps                        | 18 Gbps - 70 Gbps                     | 11 Gbps - 65 Gbps                     | 47 - 63 Gbps         | Refer to Data Sheet  |



This document is provided as a convenient comparison of Fortinet products and services. The datasheet for any product or service can be found on [www.fortinet.com](http://www.fortinet.com) should be consulted for the most updated specifications.

Copyright © 2025 Fortinet, Inc. All rights reserved. Fortinet®, FortiGate®, FortiCare® and FortiGuard®, and certain other marks are registered trademarks of Fortinet, Inc., and other Fortinet names herein may also be registered and/or common law trademarks of Fortinet. All other product or company names may be trademarks of their respective owners. Performance and other metrics contained herein were attained in internal lab tests under ideal conditions, and actual performance and other results may vary. Network variables, different network environments and other conditions may affect performance results. Nothing herein represents any binding commitment by Fortinet, and Fortinet disclaims all warranties, whether express or implied, except to the extent Fortinet enters a binding written contract, signed by Fortinet's General Counsel, with a purchaser that expressly warrants that the identified product will perform according to certain expressly-identified performance metrics and, in such event, only the specific performance metrics expressly identified in such binding written contract shall be binding on Fortinet. For absolute clarity, any such warranty will be limited to performance in the same ideal conditions as in Fortinet's internal lab tests. Fortinet disclaims in full any covenants, representations, and guarantees pursuant hereto, whether express or implied. Fortinet reserves the right to change, modify, transfer, or otherwise revise this publication without notice, and the most current version of the publication shall be applicable.