

WatchGuard Dimension™

BRINGING BIG DATA VISIBILITY TO NETWORK SECURITY

From the board room to the branch office, the pace and complexity of decision-making about network security has been increasing. How can you ensure that your decisions are timely, effective, and better informed? You need **Visibility**.

DATA ANALYSIS IS THE KEY

Businesses are drowning in oceans of data, including network security data, making it nearly impossible to identify important security issues and make better policy decisions. The impact on regulatory compliance status can be devastating.

WatchGuard Dimension resolves these challenges by instantly turning raw network data into actionable security intelligence – in the big data visualization style today’s users have come to expect.

PUBLIC AND PRIVATE CLOUD-READY

WatchGuard Dimension™ is a cloud-ready network security visibility solution that comes standard with WatchGuard’s flagship Unified Threat Management and Next Generation Firewall platform. It provides a suite of big data visibility and reporting tools that instantly identify and distill key security issues and trends, and deliver valuable insights to set meaningful security policies across the network.

The solution can be up and running in a few minutes and is easy to use and understand. You can quickly see any unusual network activity related to malware and threats, Internet usage, and bandwidth consumption at any time from anywhere using a web browser.

START WITH THE BIG PICTURE

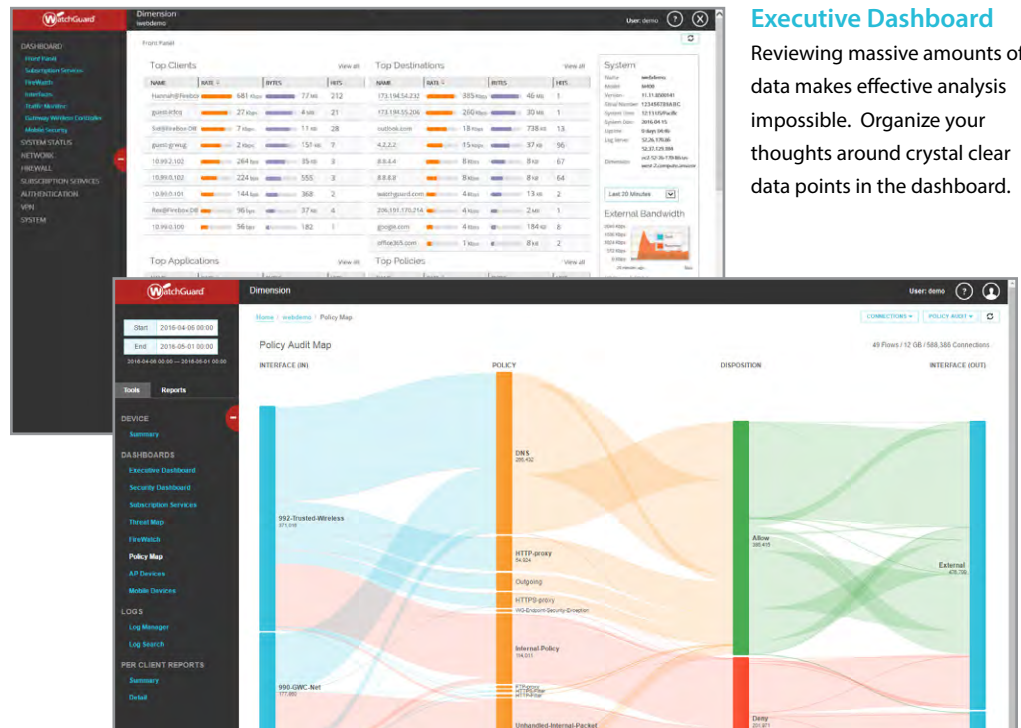
Get a high-level view of network activity that pinpoints top trends, top clients, and correlated views of top users and applications. Then with just a click, you can drill all the way down to individual log data that reveals key details.

“Data in itself is not valuable at all. The value is in the analyses done on that data and how the data is turned into information...”

*Mark van Rijmenam,
Big-Data Strategist*

Executive Dashboard

Reviewing massive amounts of data makes effective analysis impossible. Organize your thoughts around crystal clear data points in the dashboard.



Policy Map

Policies are the brains of the firewall. Use Policy Map’s integrated big picture views to find what policies are used, how they impact traffic flows, and whether they are as effective as intended. Policy Map makes it easier to find active and misconfigured policies and drill down as needed.

THE POWER OF VISUALIZATION

FireWatch filters traffic in a way that instantly highlights the most critical information on active users and connections.

FireWatch easily answers

- Who consumes the most bandwidth?
- Are there unusual traffic patterns?
- What is the most popular website visited?
- Which applications are used by specific workers?
- Which applications consume the most bandwidth?

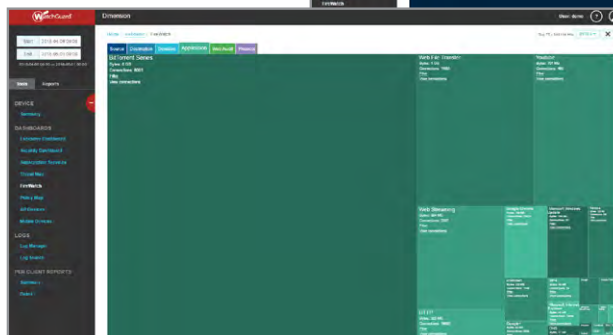
ZERO INSTALL

No complicated setup required. Simply deploy a virtual appliance – includes OS, database, utilities, and WatchGuard server software.



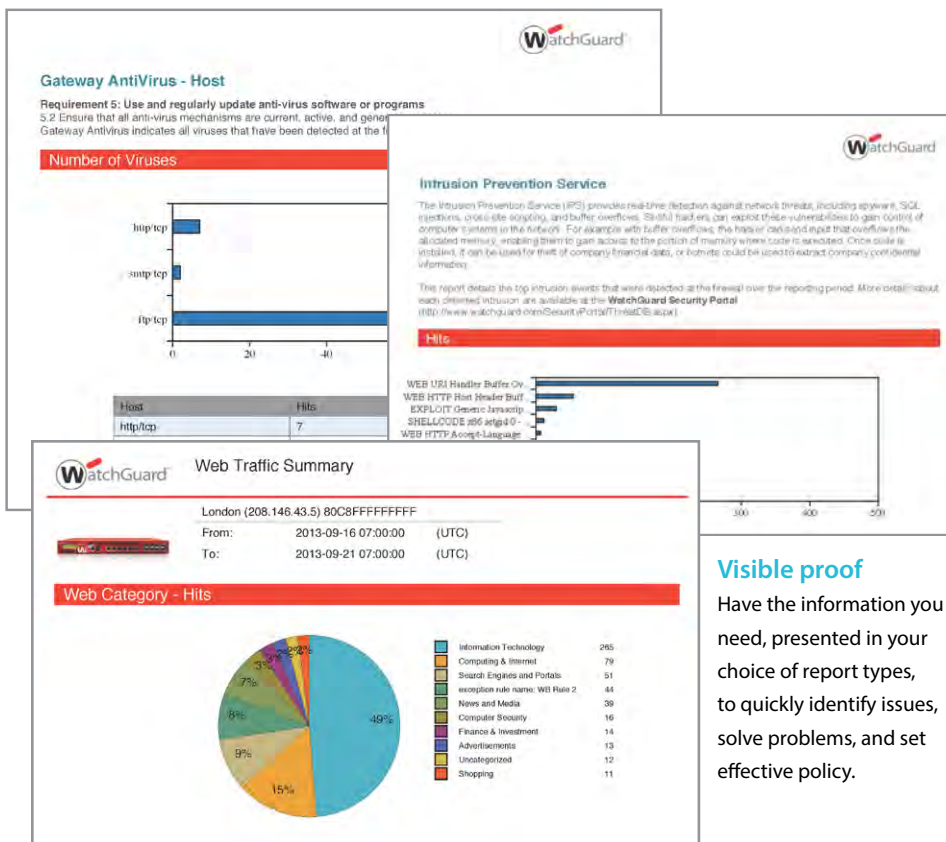
Threat Map

Instantly see by location where threats are coming from. A few clicks will tell you exactly which IP to block to protect your network.



Drill down

You have the option to pivot, drill-down, and filter to get exactly the information you need, when you need it.



SPOT PATTERNS, MAKE BETTER DECISIONS

You can choose from more than 100 comprehensive reports, with the ability to pre-schedule reports for email delivery to key stakeholders in your organization. Options include summary and detail views, and special reports for HIPAA and PCI compliance. The Executive Report is a high-level summary tailored for C-level executives, IT directors, compliance officers, and small business owners.

DIMENSION COMMAND

Dimension Command is a suite of management tools for WatchGuard Dimension. With it, IT pros don't just see what's happening on the network, they can take immediate action right from the dashboard. Contact your authorized WatchGuard reseller to see a demo and get details on an introductory one-year subscription promotion.

Visible proof

Have the information you need, presented in your choice of report types, to quickly identify issues, solve problems, and set effective policy.

Seeing is believing.
Visit www.watchguard.com/dimension today to take a test drive.